



lumini Solucoes em Iluminacao LTDA
www.lumini.com.br
Email: laboratorio@lumini.com.br
Tel: +55 11 3437-5555 Fax: +55 11 3437-5555
Address: Rua Ferreira Viana, 716 - Socorro - São Paulo/SP

lumini

LumCAT:

Luminaire: mikro e fm

LampCAT: modulo led 2W 30K irc 90

Ballast type: led driver 700mA

Report No:

Voltage(V): 128.0200

Test No:

Current(A): 0.0230

Number of Lamps: 1

Power (W): 2.8500

Lamp flux(lm): 240.0

PF: 0.9570

Length(mm): 20

Width(mm): 20

Phm Type: C

Height(mm): 0

Photometric Results

Lumens(lm): 181.79, Efficiency(%): 75.75% , Luminous Efficacy(lm/W): 63.79

Central intensity(cd): 699.570, Maximum intensity(cd): 699.570

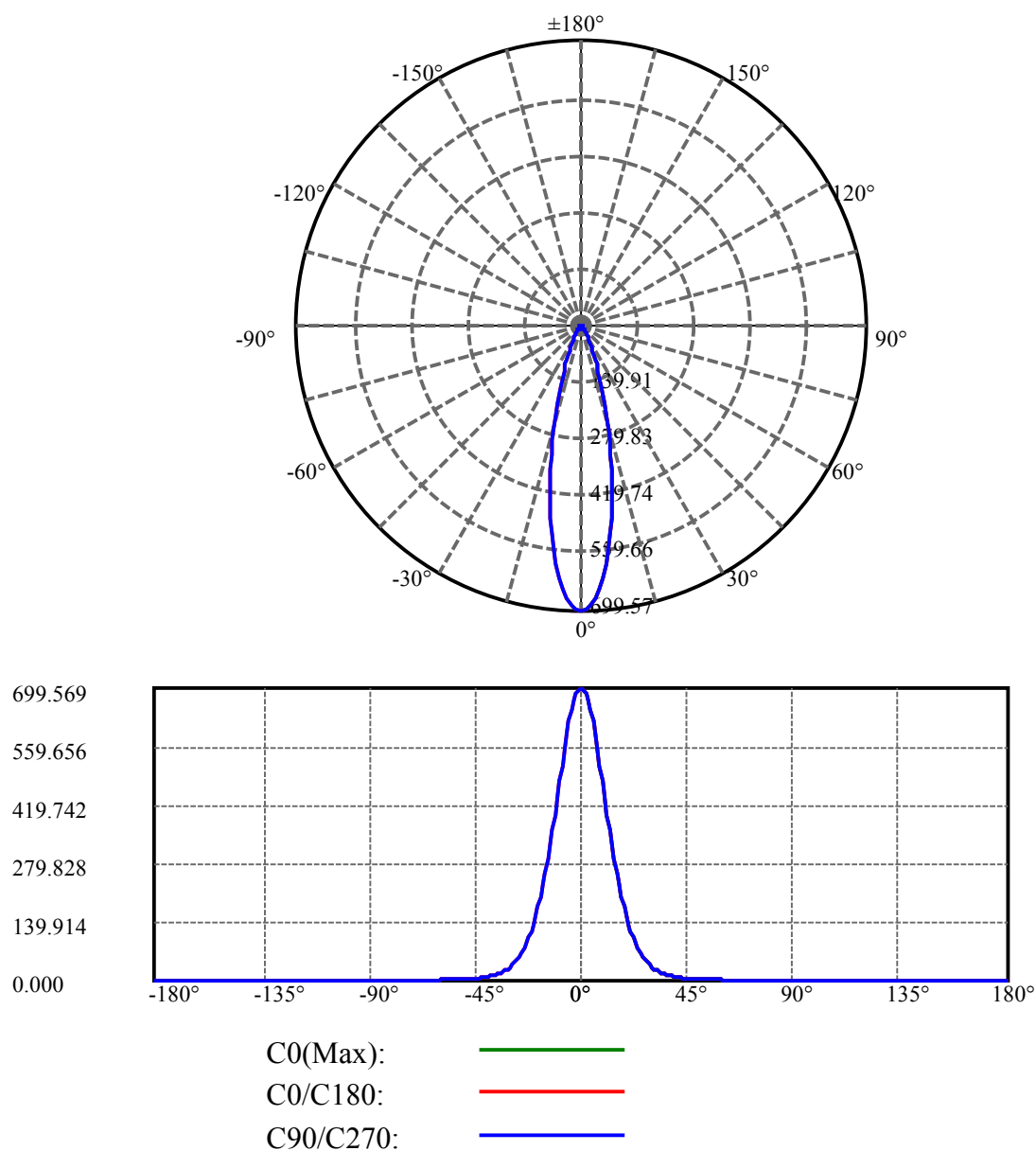
Angle of maximum intensity: $C=0.0$ $\gamma=0.0$

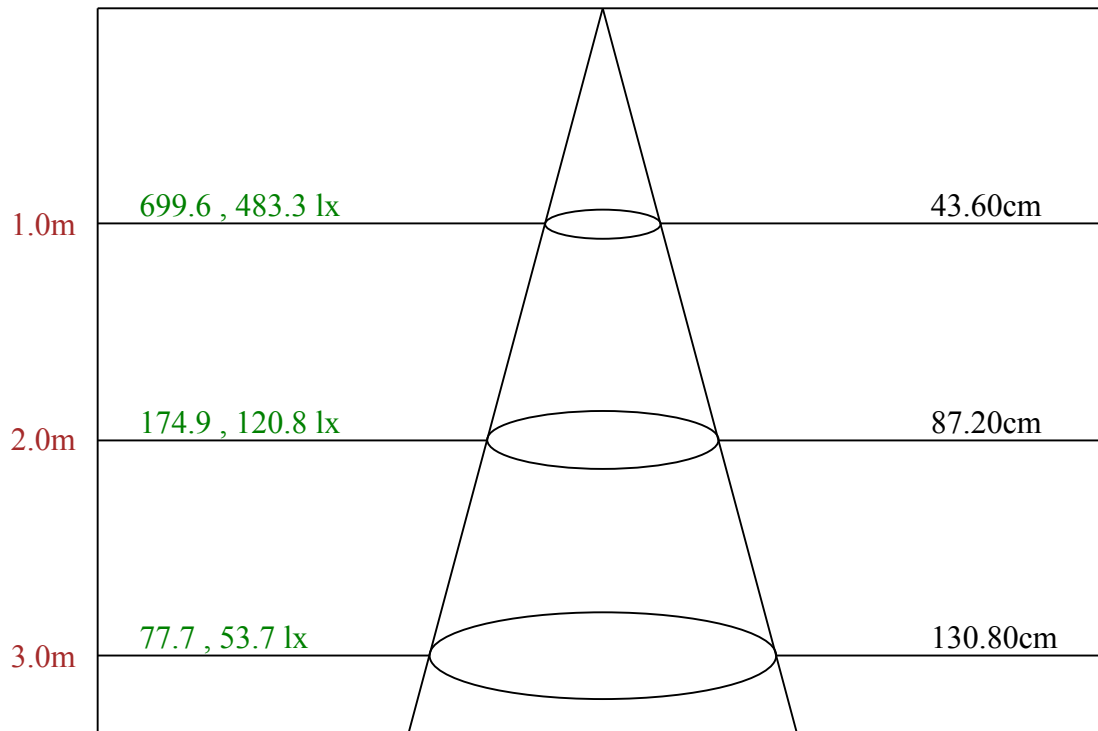
Beam angle of C0 plane : 24.60

Equipment: equipamento lumini
Temperature(°C): 25.5

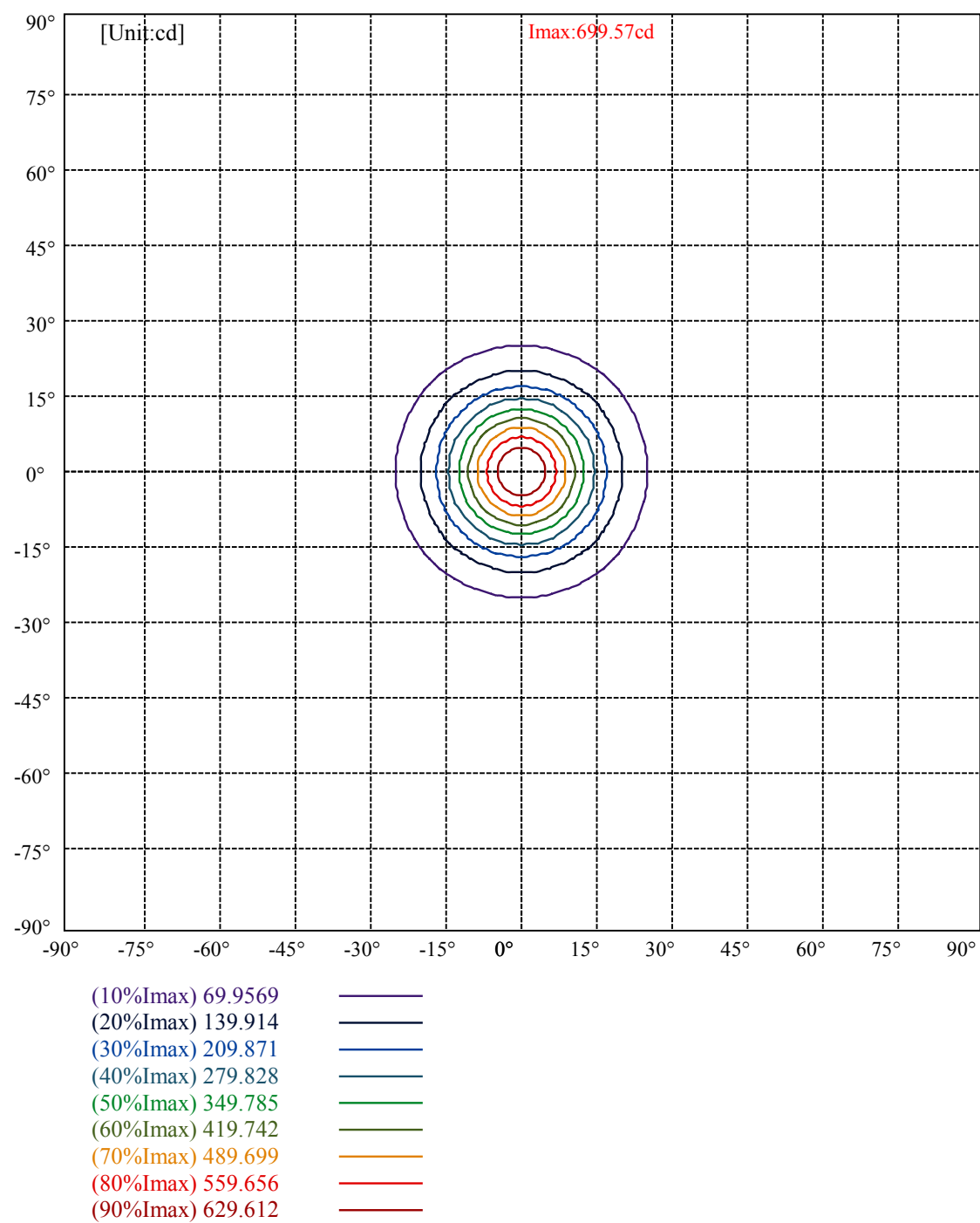
Date: 31/03/2025
Humidity(%): 60.0%

Operator: 01
Distance(m): 6.90





Max , Ave Beam angle of C0 plane 24.60



Luminance Table

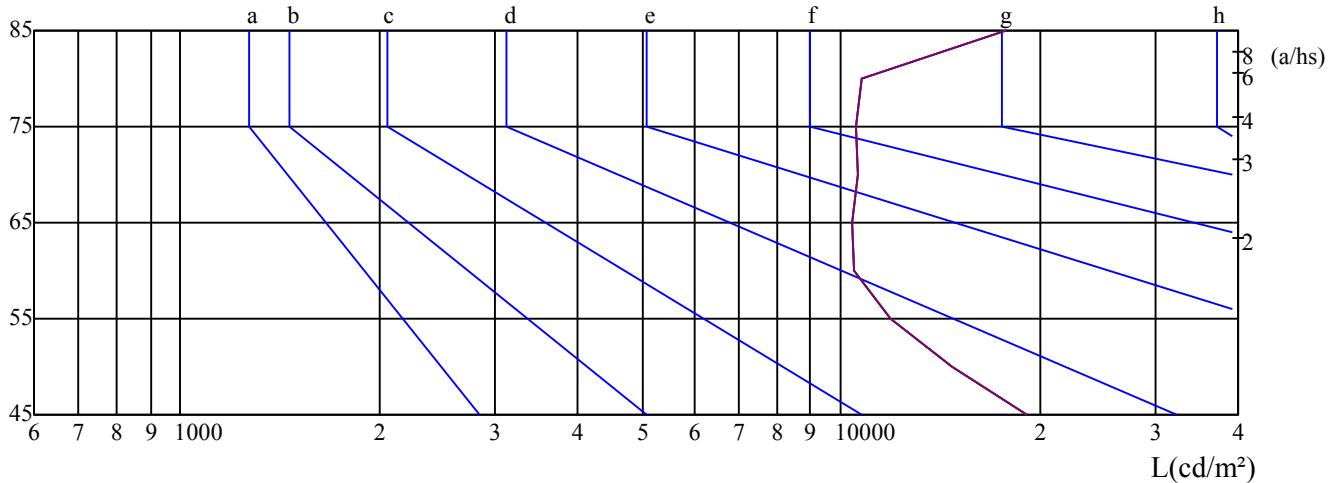
γ	45	50	55	60	65	70	75	80	85
C0	19147	14698	11906	10504	10385	10614	10520	10796	17754
C45	19147	14698	11906	10504	10385	10614	10520	10796	17754
C90	19147	14698	11906	10504	10385	10614	10520	10796	17754

L(Hor)(65)	L(Ver)(65)	L45(65)	L(Hor)(75)	L(Ver)(75)	L45(75)	L(Hor)(85)	L(Ver)(85)	L45(85)
10385	10385	10385	10520	10520	10520	17754	17754	17754

Glare Table

Glare	Quality	Service Values Illuminance(lx)							
1.15	A	2000	1000	500	≤ 300				
1.5	B		2000	1000	500	≤ 300			
1.85	C			2000	1000	500	≤ 300		
2.2	D				2000	1000	500	≤ 300	
2.55	E					2000	1000	500	≤ 300
		a	b	c	d	e	f	g	h

Luminance Limiting Curve

 $\gamma(^{\circ})$ 

C0 ———

C45 ———

C90 ———

Illumination assessment according UGR											
Rf of Ceiling	70	70	50	50	30	70	70	50	50	30	
Rf of Wall	50	30	50	30	30	50	30	50	30	30	
Rf of Floor	20	20	20	20	20	20	20	20	20	20	
Room dimensions		Viewed crosswise					Viewed endwise				
X	Y										
2H	2H	15.41	16.35	15.81	16.71	17.08	15.63	16.58	16.04	16.93	17.30
	3H	16.15	16.99	16.57	17.37	17.77	16.33	17.17	16.76	17.56	17.95
	4H	16.51	17.29	16.95	17.69	18.11	16.75	17.53	17.19	17.93	18.35
	6H	16.86	17.57	17.32	17.99	18.44	17.11	17.83	17.57	18.25	18.70
	8H	17.05	17.73	17.51	18.16	18.62	17.31	17.99	17.77	18.42	18.87
	12H	17.34	17.98	17.80	18.42	18.89	17.57	18.21	18.03	18.65	19.12
4H	2H	15.51	16.29	15.95	16.68	17.10	15.71	16.49	16.15	16.89	17.31
	3H	16.47	17.13	16.94	17.56	18.03	16.64	17.29	17.10	17.73	18.20
	4H	17.03	17.59	17.50	18.06	18.56	17.25	17.82	17.73	18.28	18.78
	6H	17.49	17.99	18.00	18.48	18.98	17.73	18.23	18.24	18.72	19.22
	8H	17.81	18.27	18.33	18.77	19.29	18.04	18.50	18.56	19.00	19.52
	12H	18.24	18.67	18.77	19.16	19.73	18.45	18.88	18.97	19.37	19.93
8H	4H	17.18	17.64	17.70	18.14	18.66	17.39	17.85	17.91	18.35	18.87
	6H	17.81	18.19	18.35	18.71	19.27	18.02	18.40	18.56	18.92	19.48
	8H	18.31	18.63	18.88	19.19	19.73	18.52	18.83	19.08	19.39	19.93
	12H	18.96	19.20	19.53	19.75	20.32	19.12	19.37	19.70	19.92	20.49
12H	4H	17.19	17.62	17.72	18.11	18.68	17.39	17.82	17.92	18.31	18.88
	6H	17.93	18.25	18.50	18.81	19.35	18.13	18.45	18.70	19.01	19.55
	8H	18.47	18.72	19.05	19.27	19.84	18.66	18.91	19.24	19.46	20.03
Variation with the observer position at spacings:											
S = 1.0H		2.0/-1.4					2.0/-1.4				
S = 1.5H		3.1/-1.5					3.1/-1.5				
S = 2.0H		4.3/-1.4					4.3/-1.4				
Standard tables:		BK4					BK4				
Uncorrected UGR		0.5					0.5				

依据CIE Publ. 117 计算 UGR, S/H = 0.25